

Register your MyChart Account Using a Computer



**Jefferson
Health®**

HOME OF SIDNEY KIMMEL MEDICAL COLLEGE

- **Step 1:** Enter the following website into your browser's address bar.


<https://mychart.jefferson.edu>

- **Step 2:** Click “SIGN UP NOW” to begin registration.

MyChart - x +

← → ↻ 🏠 <https://mychart.jefferson.edu/mychart/>

MYCHART

 **Jefferson Health®**

MyChart Username

Password

SIGN IN

[Forgot Username?](#) [Forgot Password?](#)


New User?

SIGN UP NOW

Pay Online?

PAY AS GUEST

- **Step 3:** If given a MyChart Activation code from your doctor's office, please enter that code now, and all needed information.
- **Step 4:** If you do not have a given activation code, please click "SIGN UP ONLINE" and fill out all needed information.

MYCHART
 **Jefferson Health®**

Please Identify Yourself

Step 1

All fields are required.

MyChart Activation Code

Enter your Activation Code as it appears on your enrollment letter (your code is not case sensitive).

xxxxx - xxxxx - xxxxx

Date of Birth

Enter your date of birth in the format shown, using 4 digits for the year.

mm / dd / yyyy

ZIP Code

Please enter your ZIP code.

xxxxxx

NEXT

No Activation Code?

[SIGN UP ONLINE](#)

If you have used the activation code you will now choose a **Username** and **Password**:

- **Step 5:** Choose a **Username** that you will be able to remember.
- **Step 6:** Choose an appropriate **Password**.
- **Step 7:** Choose a **Security question**.
- **Step 8:** Press **NEXT**.

Hello Telemedicine
Please choose a Username & Password

Step 2 of 3
All fields are required.

MyChart Username
TELEMED.ONE

Password
Create a password. Your password must be different than your MyChart Username letters (lowercase and uppercase).

Eight characters or more; case sensitive

Retype Password

Security Question
MyChart may use your selected security question and ask you for your secret answer meaningful, but not easy for others to guess.

--Choose a security question--


Secret Answer
Cannot include your password

NEXT

- **Step 9:** You will now have to accept the terms and agreements, please check the box below, and then click the **“ACCEPT”**

After you click **“ACCEPT”** you will be brought into your **MyChart Patient Portal**, where you can access your visits, records, and other options.

MY CHART

 **Jefferson Health.**

To proceed, you must agree to the following conditions governing the use of this Web site.

changed online at any time by you. Your password is not known by anyone at Jefferson.

Jefferson Health MyChart Terms and Conditions for Use: Your Responsibilities

Please review the following Terms and Conditions for Use. You must observe the Terms and Conditions for Use described below when using Jefferson Health MyChart.

I AGREE THAT:

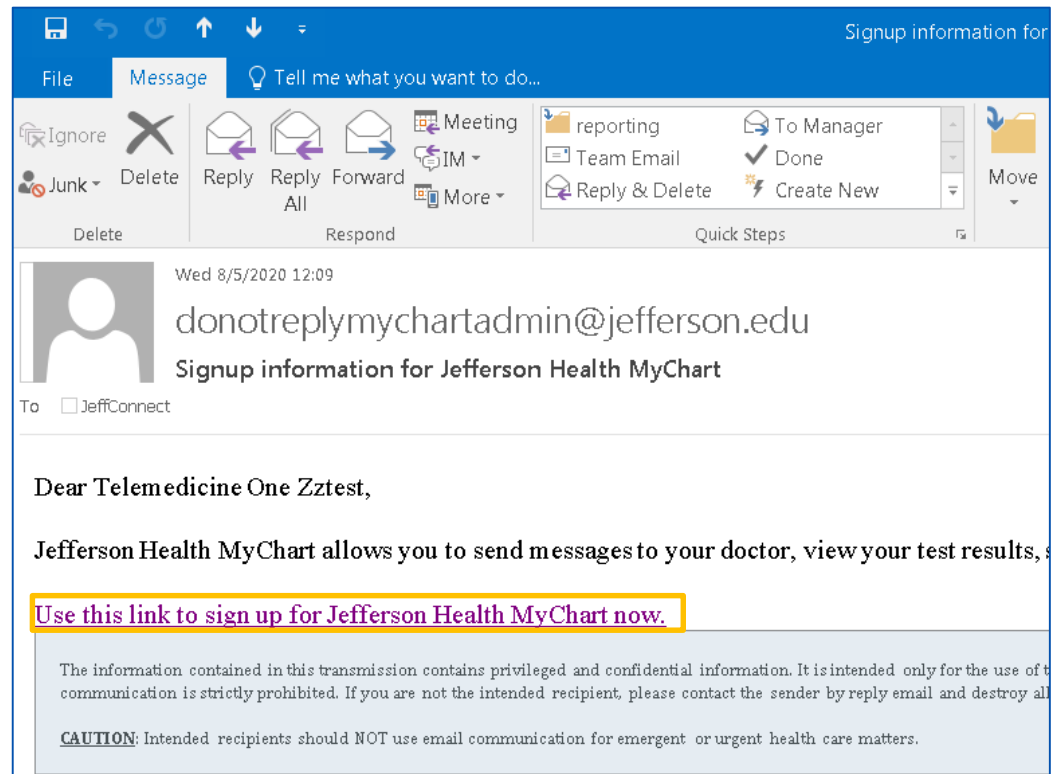
- 1) I will not share my username and password with anyone.
- 2) I will not send any messages through Jefferson Health MyChart that require urgent or emergent attention. I will call 9-1-1 in the case of an emergency. I understand that turnaround time for responses is usually two (2) business days, but may vary by individual physician or practice. Jefferson does not guarantee that I will receive a response to any particular message. If I have not received a response within a reasonable time and feel the message must be addressed, I should call my physician or my physician's office.
- 3) I will be notified by e-mail when there is new medical information to be viewed on Jefferson Health MyChart. This means that any person with access to my e-mail will be able to see this notification. This could include my spouse, dependent, employer or anyone else that can access my email account. Although no private medical information will be included in the e-mail, the notification that new medical information is available by accessing Jefferson Health MyChart may be information that I would not want others to know. Thus, I should take this into consideration when providing an e-mail address. I am responsible to make sure that my contact information is accurate and up-to-date.

☐ Please do not show this page next time

ACCEPT

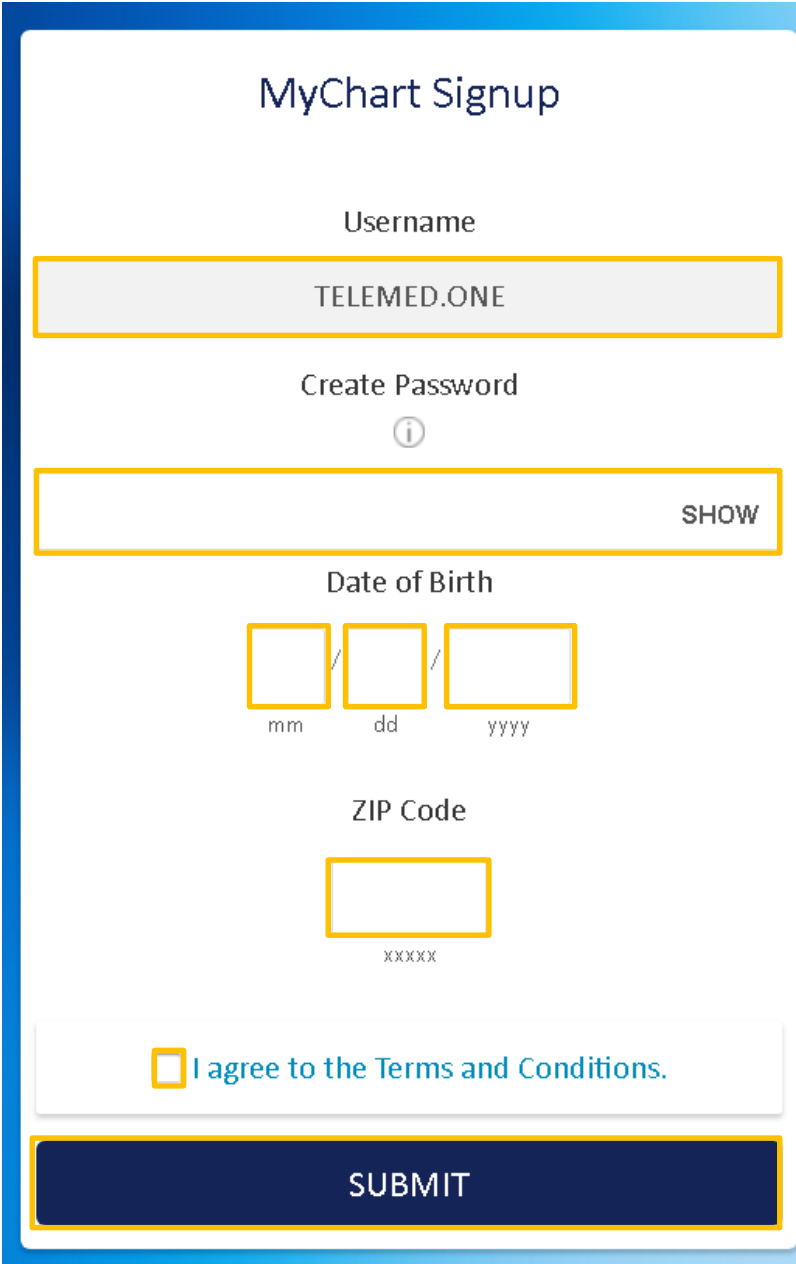
DECLINE

If you did not receive an **Activation Code**, but instead received an **E-mail** from your doctor to Sign Up, you will need to click the **Link** within the email and complete all the needed information.



Once you press the [Link](#) in your E-mail, your browser will open to this page, where you must enter all need information.

- **Step 1:** Choose a **Username**.
- **Step 2:** Create a **Password**.
- **Step 3:** Enter your **Date of Birth**.
- **Step 4:** Enter your **ZIP Code**.
- **Step 5:** Check the “*I agree to terms*” box, then click “**SUBMIT**” to finish registration.

A screenshot of the MyChart Signup form. The form is titled "MyChart Signup" and contains several input fields and a submit button. The fields are: Username (with the text "TELEMED.ONE" entered), Create Password (with a "SHOW" button), Date of Birth (with three separate boxes for mm, dd, and yyyy), and ZIP Code (with a box containing "XXXXX"). At the bottom, there is a checkbox for "I agree to the Terms and Conditions." and a large "SUBMIT" button.

MyChart Signup

Username

TELEMED.ONE

Create Password

SHOW

Date of Birth

mm dd yyyy

ZIP Code

XXXXX

☐ I agree to the Terms and Conditions.

SUBMIT

Congratulations, you have now successfully registered your **MyChart** account.

Now, please click the link “**navigate to the MyChart website**” and you will be brought into the **Patient Portal**, where you can access your visits, records, and more.

Thanks for Signing Up!





Jefferson Health®

HOME OF SIDNEY KIMMEL MEDICAL COLLEGE

Abington Hospital | Abington - Lansdale Hospital | Jefferson Bucks Hospital | Jefferson Cherry Hill Hospital
Jefferson Frankford Hospital | Jefferson Hospital for Neuroscience | Jefferson Methodist Hospital
Jefferson Stratford Hospital | Jefferson Torresdale Hospital | Jefferson Washington Township Hospital
Magee Rehabilitation Hospital | Physicians Care Surgical Hospital | Rothman Orthopaedic Specialty Hospital
Thomas Jefferson University Hospital